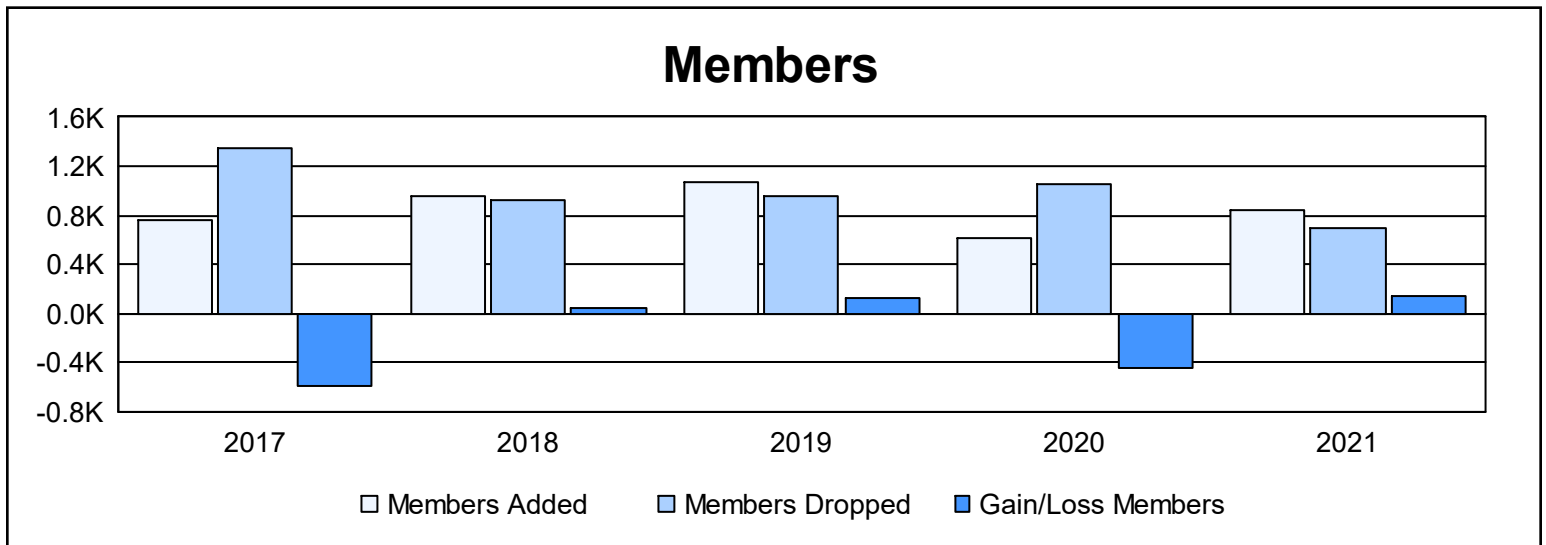
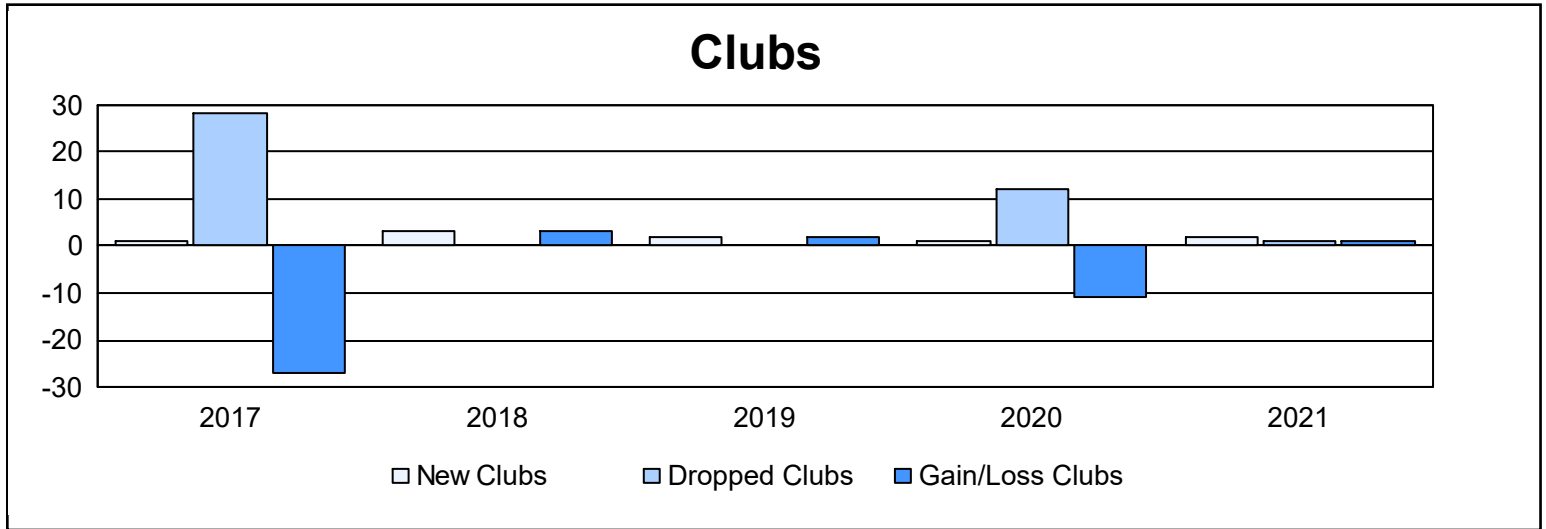
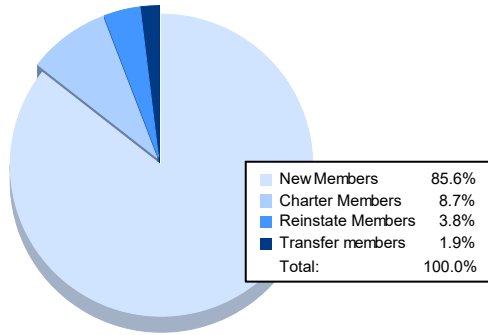


| Year | New Clubs | Dropped Clubs | Gain/ Loss Clubs | New Members | Charter Members | Reinstate Members | Transfer Members | Total Member Added | Total Members Dropped | Gain/ Loss Members |
|----------------|-----------|---------------|------------------|-------------|-----------------|-------------------|------------------|--------------------|-----------------------|--------------------|
| 2016-2017 | 1 | 28 | -27 | 639 | 57 | 49 | 16 | 761 | 1,350 | -589 |
| 2017-2018 | 3 | 0 | 3 | 815 | 113 | 16 | 18 | 962 | 918 | 44 |
| 2018-2019 | 2 | 0 | 2 | 935 | 89 | 28 | 20 | 1,072 | 952 | 120 |
| 2019-2020 | 1 | 12 | -11 | 512 | 40 | 38 | 23 | 613 | 1,057 | -444 |
| 2020-2021 | 2 | 1 | 1 | 721 | 73 | 32 | 16 | 842 | 702 | 140 |
| Average | 2 | 8 | -6 | 724 | 74 | 33 | 19 | 850 | 996 | -146 |



Membership Composition June 2021 Cumulative



Gender Composition June 2021 Cumulative

